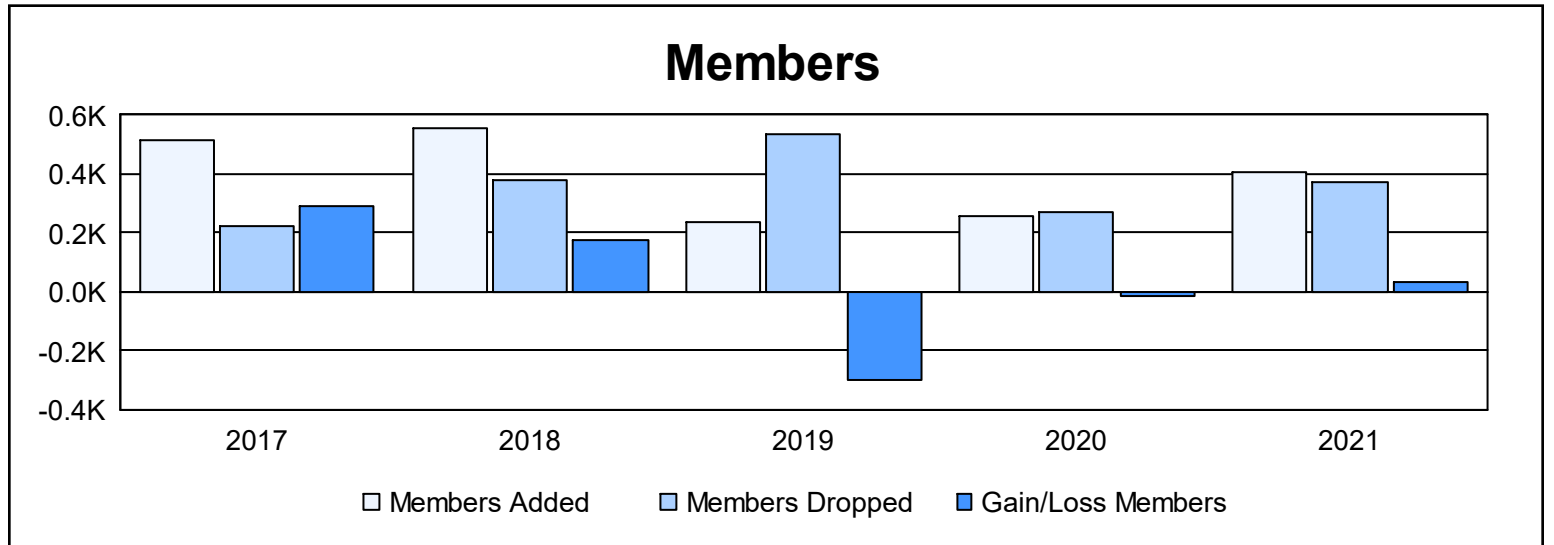
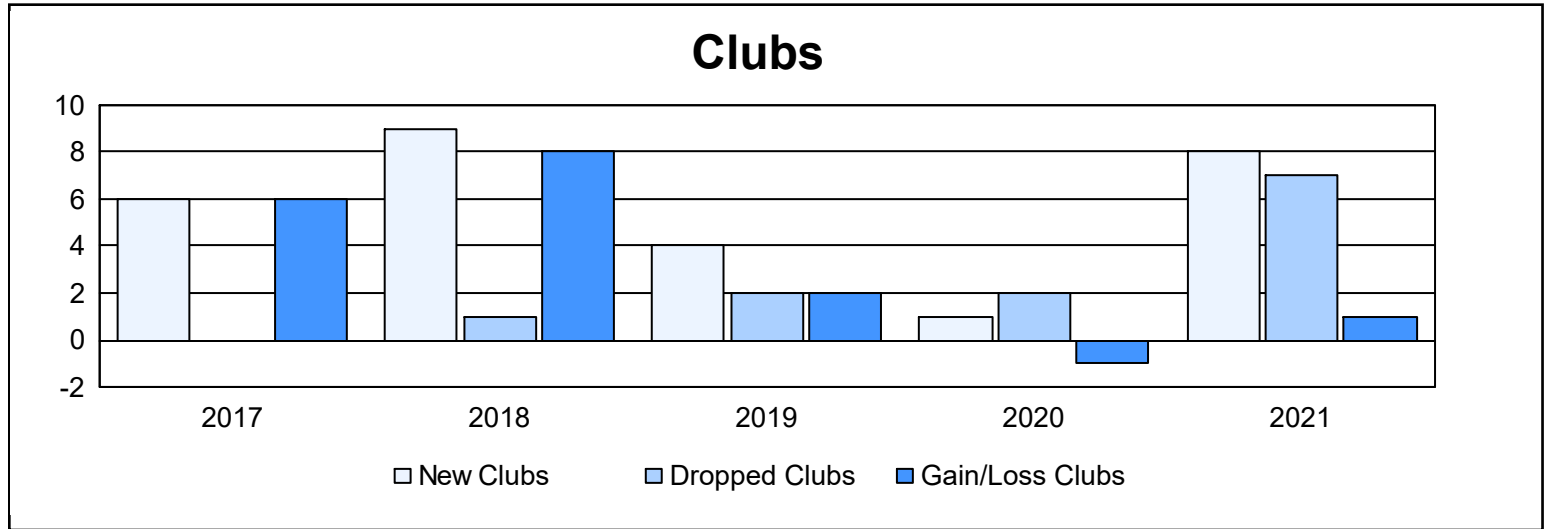
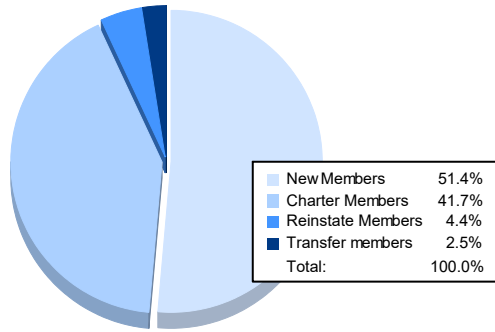


Year	New Clubs	Dropped Clubs	Gain/ Loss Clubs	New Members	Charter Members	Reinstate Members	Transfer Members	Total Member Added	Total Members Dropped	Gain/ Loss Members
2016-2017	6	0	6	355	142	7	8	512	224	288
2017-2018	9	1	8	277	223	28	25	553	377	176
2018-2019	4	2	2	106	109	11	11	237	533	-296
2019-2020	1	2	-1	171	49	15	19	254	268	-14
2020-2021	8	7	1	208	169	18	10	405	369	36
<b>Average</b>	<b>6</b>	<b>2</b>	<b>3</b>	<b>223</b>	<b>138</b>	<b>16</b>	<b>15</b>	<b>392</b>	<b>354</b>	<b>38</b>



### Membership Composition June 2021 Cumulative



### Gender Composition June 2021 Cumulative

